



MONTHLY REPORT FOR JUNE 2024



During the Report Month PPHI Sindh Provided the following **Free of Cost** Services



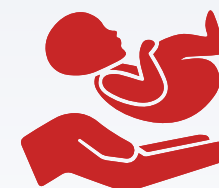
Free OPD Services

3.09 M Patients



Malnutrition Cases Under 5 years

167,952 Treated



Total Deliveries Conducted

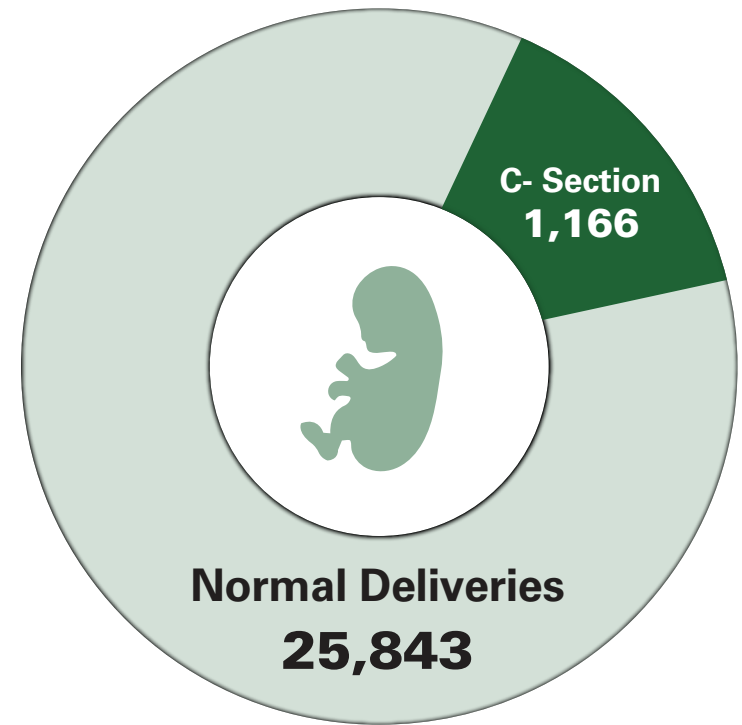
27,009



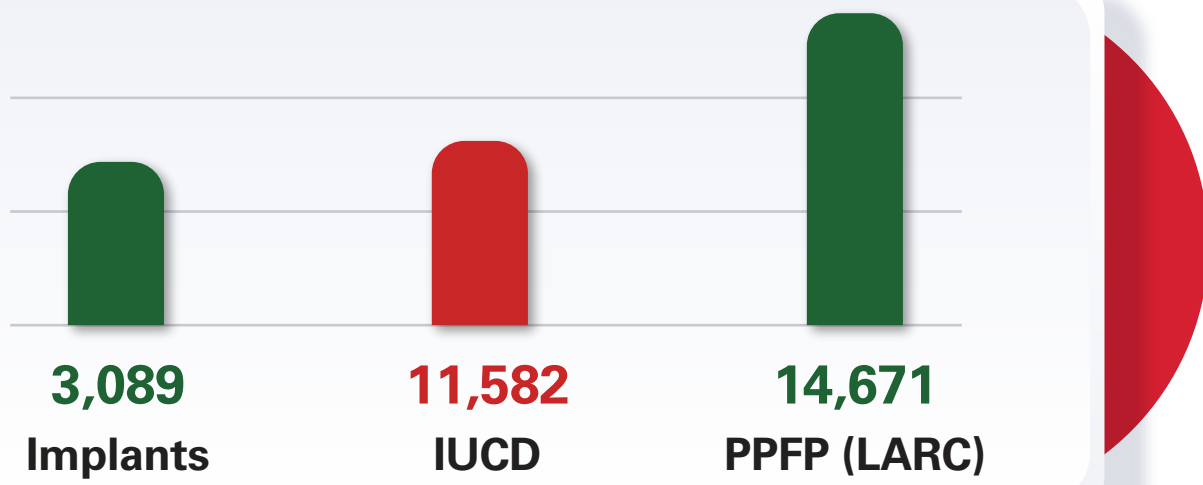
ANC-1
64,750



PNC-1
32,745



Distributed
99,184 FP
commodities





Diagnostic Services

1.43 M
Individual



Total Children Enrolled In EPI

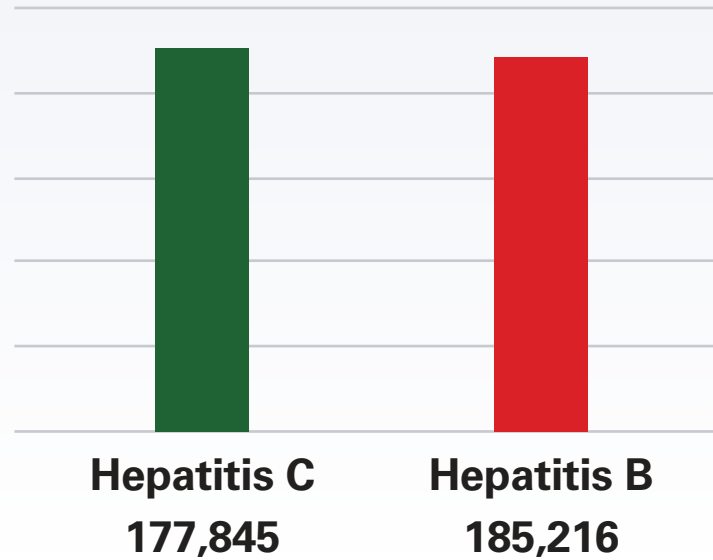
8,611



Total Children Fully Immunized

10,724
Children

No. of Individuals Screened for HEP B, C



Vaccinated For Hepatitis

338,535 patients

Comparative Data for RHCs and Others between the months of June - 23 & June - 24

Indicators	RHCs and Above				BHU Plus, BHU, GDs and Others				Total	
	Jun-2023	Jun-2024	Difference	%	Jun-2023	Jun-2024	Difference	%	Jun-2023	Jun-2024
OPD	433,421	490,453	57,032	↑ 13%	2,543,772	2,598,765	54,993	↑ 2	2,977,193	3,089,218
FP	6,274	8,863	2,589	↑ 41%	77,156	90,321	13,165	↑ 17	83,430	99,184
ANC-I	10,386	10,676	290	↑ 3%	49,185	54,074	4,889	↑ 10	59,571	64,750
NVD	2,424	3,458	1,034	↑ 43%	17,880	22,385	4,505	↑ 25	20,304	25,843
C-Sections	848	1,166	318	↑ 38%	-	-	-	-	848	1,166
Lab	224,249	240,736	16,487	↑ 7%	1,010,068	1,099,500	89,432	↑ 9	1,234,317	1,340,236
Ultrasound	19,112	24,843	5,731	↑ 30%	56,555	66,940	10,385	↑ 18	75,667	91,783
X-ray	3,835	7,587	3,752	↑ 98%	1,618	2,261	643	↑ 40	5,453	9,848